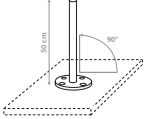

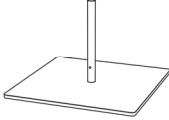
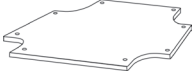
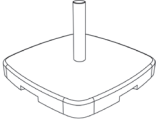



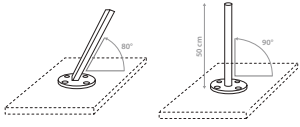
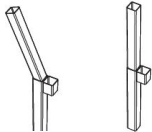

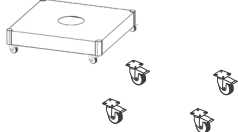
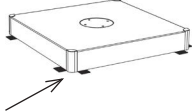











Bases/fixations	Round support Infina	Concrete Anchorage	Infina base	Infina extra weight plate	Granite base 80 kg	Wheelset
						
LxWxH cm	Ø22 x 40	Ø22, H = 35	73 x 73 x 1,2	60 x 60	67 x 67 x 7,5	-
LxWxH inch	Ø7.2"x 1'3.7"	Ø7.2" H = 1'1.8"	2'4" x 2'4" x 0.5"	2' x 2'	2'2"x 2'2"x 2.3"	-
Weight kg/lb product	2,9/6.4	4,5/9.9	50/110	20/44	80/176	-
LxWxH cm packaging	60 x 40 x 30	60 x 40 x 30	61 x 134	-	70 x 79,5 x 8,5	33 x 10 x 10
LxWxH inch packaging	1'9"x 1'3"x 1'	1'9"x 1'3"x 1'	2'2.2"x 2'1"x 1.6"	-	2'3"x 2'6"x 2.6"	1'0.8"x 3.3"x 3.3"
Weight kg/lb packaging	3,8/8.4	4,8/10.58	40,5/89.3	-	83,7/183	1,5/3.3
Material	Galvanised steel	Galvanised steel	Galvanised steel - powder coated ALU Natural or RAL 8022 (Dusk)	Galvanised steel	Granite	
Good to know	Required for pole installation	Pit of 60 x 60 x 40 or 2'x 2'x 1'4" filled with concrete	Fits a tube of Ø 50 1'6"	-	Wheels optional	Infina / Granite base 80 kg
INFINA						
 R0300	●	●	●	●	●	●
 SQ250 SQ300	●	●	●	●	●	●

Bases/fixations	Round support 80°/90°	Inground Anchorage 80°/90°	Concrete Anchorage	Tile base	Stabilizers (Tile base)
					
LxWxH cm	Ø22, H = 50	90 x 19	Ø22, H = 35	85 x 85 x 17	-
LxWxH inch	Ø7.2" H = 1'6.4"	2'9.4" x 3.2"	Ø7.2" H = 1'1.8"	2'7.8"x2'7.8"x 6"	-
Weight kg/lb product	4/8.8	5,5/12.1	4,5/9.9	15,6/34.5 + 6/14	-
LxWxH cm packaging	60 x 40 x 30	na	60 x 40 x 30	86 x 86 x 17	32 x 25 x 4
LxWxH inch packaging	1'9"x 1'3"x 1'	na	1'9"x 1'3"x 1'	2'10"x 2'10"x 3.1"	1'0.4"x 8.2" x 1.3"
Weight kg/lb packaging	4,3/9.4	na	4,8/10.58	15,95/35.1 + 6,38/14,6	4,6/10.14
Material	Galvanised steel	Galvanised steel	Galvanised steel	Galvanised steel and anodized aluminum plate 1,5 mm	Galvanised steel
Good to know	Required for pole installation	Pit of 60 x 60 x 40 or 2' x 2' x 1'4" filled with concrete	Pit of 60 x 60 x 40 or 2' x 2' x 1'4" filled with concrete	Fill with 12 tiles 400 x 400 x 38 mm/16"x-16"x2" - weight 178 kg/392lb. Wheels optional.	
PARAFLEX					
	•	•		•	•
	•	•		•	•
	•	•			•
ICARUS					
	INCL		•	•	•
ECLIPSUM					
	INCL		•	•	•
SPECTRA					
	INCL		•	•	•
	INCL		•	•	•
	INCL		•	•	•
	INCL		•		•